

# GVTC WiFi App

## Information for Fiber Customers

The GVTC WiFi App gives you more control over your WiFi network. Set up guest accounts, manage devices connected to your network and change your SSID easily from your smartphone.



**A** GET THE APP

### How do I download the app?

[Click here](#) to download from the App Store for Apple Devices, or [click here](#) to download from Google Play for Android devices. You can also use the QR code in the top right hand corner to access the app.

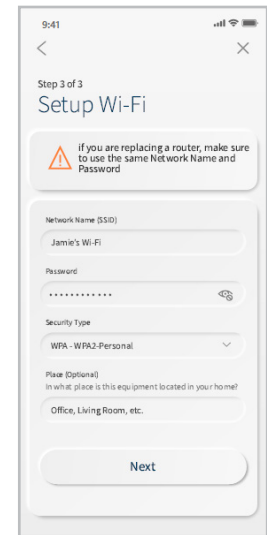

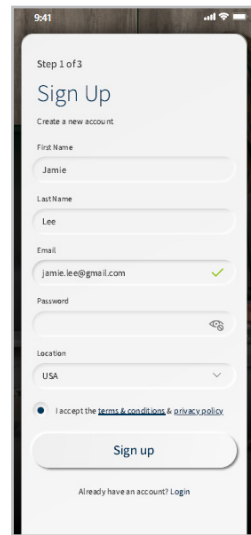
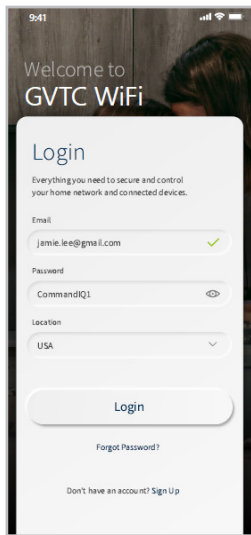
### How do I set up the app?

1. When you open the app for the first time, select the SIGN UP option.

2. Fill out the registration form.

3. Scan the QR code on the router or enter the information on the router.

4. Configure the name, SSID and password for your WiFi.



### ExperienceIQ™: Enhanced Parental Controls

Upgrade your account to monitor and manage your children's internet usage.

### Guest WiFi Access

Set up guest WiFi access and control when access is available.

### Manage Devices

View devices that are connected to your WiFi and their usage.

### Bandwidth Test

Check your internet speeds and connection.

